



# ADVISOR Enterprise Training Planning System



## Benchmark Training Investment Sample Report

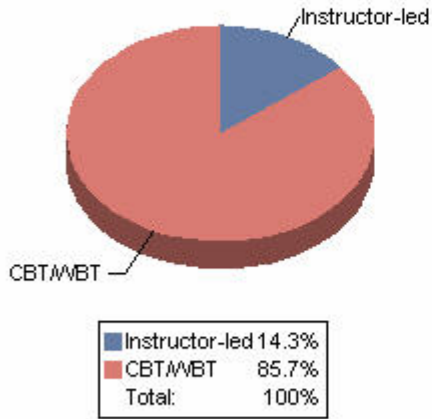
Generate ASTD equivalent benchmark report for training division/organization. Include key indicators such as training expenditure per employee, total hours of training per employee, employee/trainer ratio, methods used for delivery of training, etc., for gauging investment training relative to peers as well as over time.

### Benchmark Training Investment

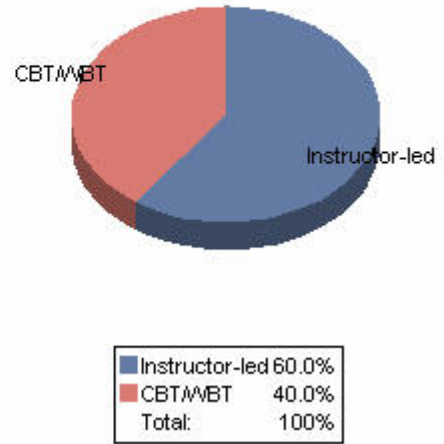
**Prepared by:** John Smith  
**Date:** September 21, 2005

	Total Cost			
	Option 1	Option 2	Option 3	Option 4
Training Expenditure per Employee	\$4,764	\$5,392	\$7,450	\$7,205
Training Expenditure as % of Payroll	0.57%	0.65%	0.89%	0.86%
Percentage of Employees Receiving Training	83.33%	83.33%	83.33%	83.33%
Employee to Trainer Ratio	60	60	60	60
Total Hours of Training per Eligible Employee	26	46	66	70
% of Total Training Expenditures Going Externally	53.46%	26.08%	22.34%	17.72%

### Option 1

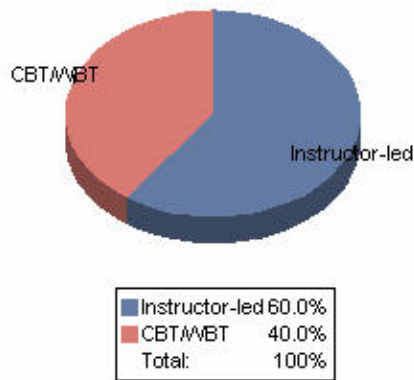


### Option 2



---

### Option 3



### Option 4

